

TOURISM IN FIGURES

- May 2026

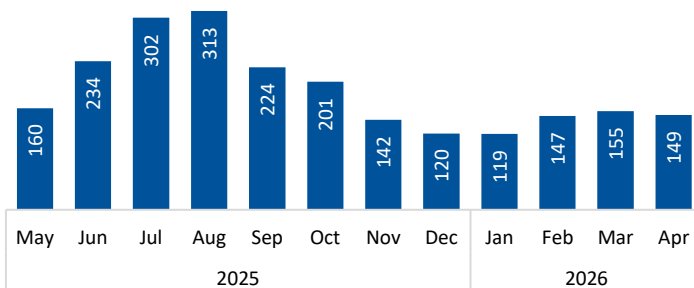
International visitors through Keflavik airport

International departures May 2025 – April 2026¹

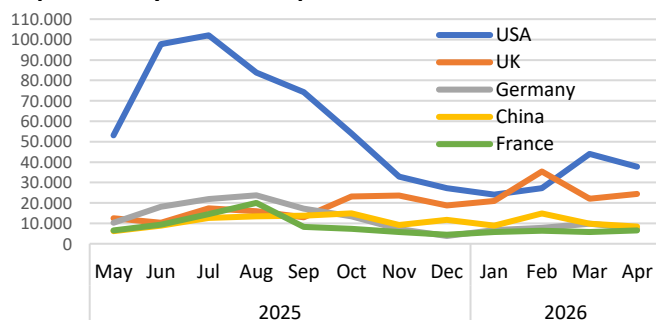
	% of departures	Number	% change for the past 12 months*
Total		2,266,292	1.2%
<i>Top ten countries (73.1% of total)</i>			
USA	29.0%	658,273	4.0%
UK	10.5%	237,615	2.4%
Germany	6.5%	147,237	-1.0%
China	5.8%	132,433	30.3%
France	4.4%	100,685	5.4%
Italy	4.2%	94,170	-1.0%
Poland	3.6%	82,052	-19.1%
Canada	3.6%	80,464	5.7%
Spain	3.2%	72,617	-1.1%
Denmark	2.3%	52,526	0.5%

*Comparison of the periods May-April 2024-25/2025-26.

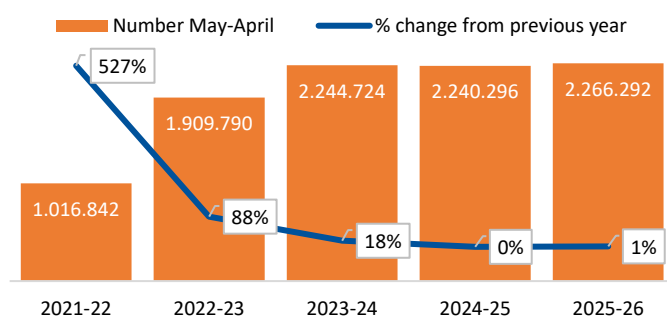
Departures by month ('000)¹



Departures by month – Top five countries



International departures 2021-2026¹



Main purpose of visit to Iceland and length of stay

Purpose of visit May 2025 – April 2026²

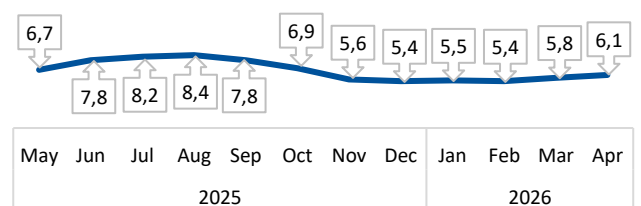
	% of departures	Number*
Holiday	92.20%	2,089,521
Visit friends/relatives	2.70%	61,190
Health related, educational etc.	2.52%	57,111
Business related	1.15%	26,062
Other	1.43%	32,408

*Calculation based on visitor statistics at Keflavik airport.

Length of stay May 2025 – April 2026²

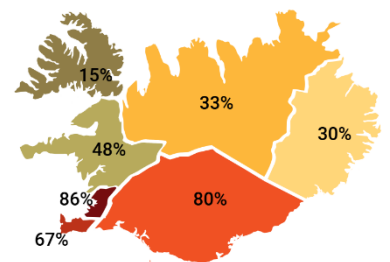
	Number of nights
Average length of stay	7,0
USA	6,2
UK	4,8
Germany	9,5
China	5,6
France	9,0
Italy	7,6
Poland	7,0
Canada	6,7
Spain	8,1
Denmark	7,1

Average length of stay by month (nights)²

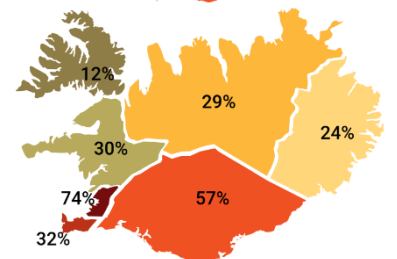


Regions visited and overnight stays

Which region did foreign guests visit - % who visited May '25 – April '26²



In which region did foreign guests stay overnight - % of guests who stayed May '25 – April '26²



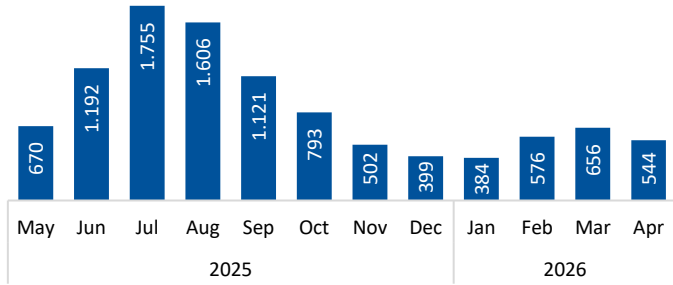
Overnight stays in registered accommodation

Overnight stays by type of accommodation (May'25-April'26)³

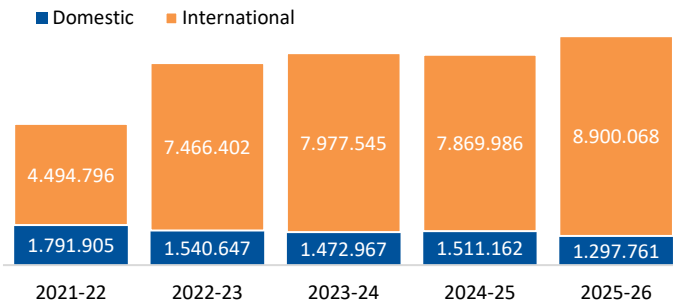
	% of guest nights	Number	% change from the last 12 months ⁴
Total guest nights*		10,197,829	8.7%
Hotel	53.4%	5,450,487	3.2%
Guesthouses	12.6%	1,282,554	7.3%
Other	34.0%	3,464,788	19.2%

*Domestic and international guest nights

Overnight stays ('000) in registered accommodation by month³



Overnight stays in registered accommodation May-April³



Hotel guest nights

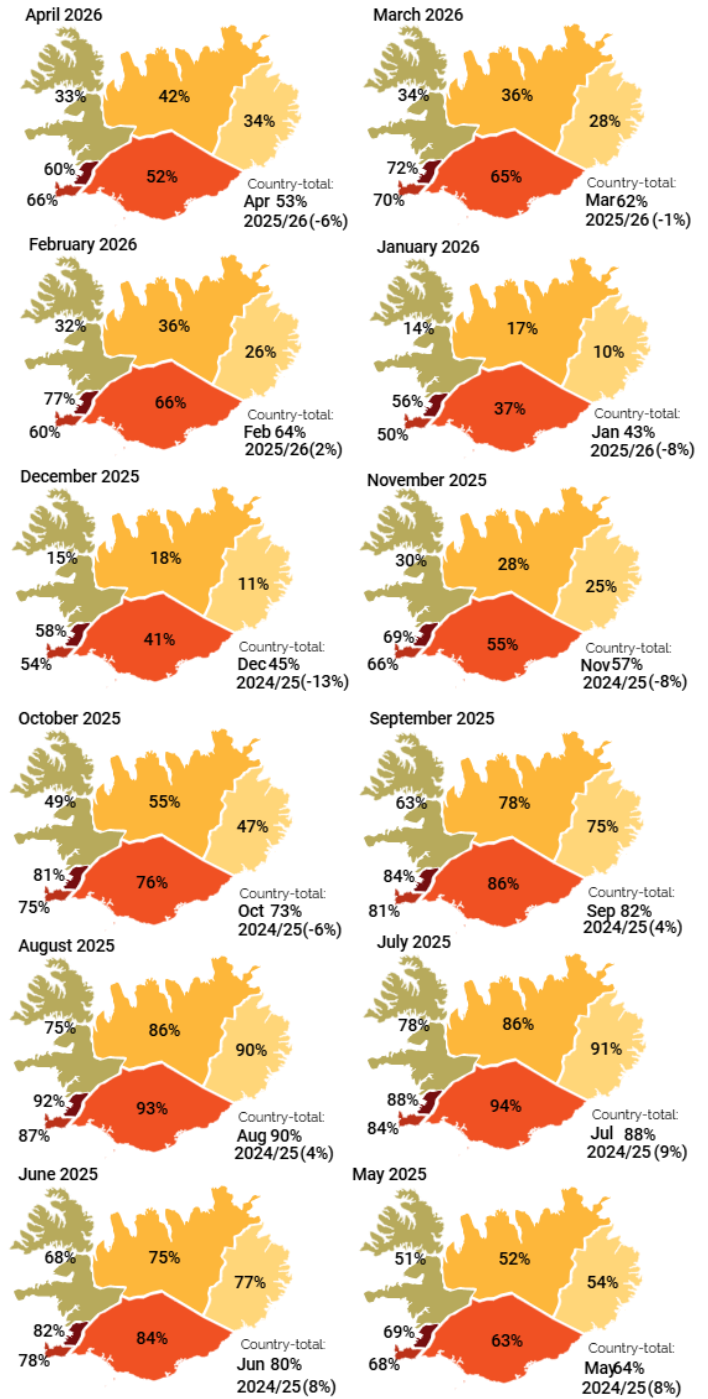
Overnight stays in hotels May 2025 - April 2026³

	% of hotel-guest nights	Number	% change from the past 12 months ⁴
Total hotel nights*		5,450,487	3.2%
USA	27.2%	1,482,889	-2.4%
UK	10.9%	593,453	-0.2%
Iceland	10.4%	564,229	-26.1%
Germany	7.5%	406,889	9.9%
China	7.2%	392,085	58.1%

Room occupancy in hotels May 2025 – April 2026³

	Total		Capital region	
	Room occupancy	12 month % change ⁴	Room occupancy	12 month % change ⁴
May'25	63.7%	8.1%	69.1%	7.6%
Jun'25	79.8%	8.1%	81.6%	4.3%
Jul'25	88.0%	8.6%	87.7%	8.0%
Aug'25	89.9%	4.4%	92.2%	3.4%
Sep'25	81.6%	3.6%	84.4%	2.1%
Oct'25	72.5%	-6.1%	80.7%	-6.6%
Nov'25	57.0%	-7.8%	69.4%	-8.1%
Dec'25	45.3%	-12.7%	57.7%	-18.5%
Jan'26	43.0%	-8.3%	56.2%	-9.6%
Feb'26	64.2%	2.2%	76.8%	1.5%
Mar'26	61.8%	-1.0%	71.8%	-1.9%
Apr'26	53.3%	-5.8%	59.7%	-3.7%

Room occupancy in hotels by region³



Sources

¹ Icelandic Tourist Board and Isavia: Departure statistics at Keflavik Airport 2021-2026. The counting of passengers is done manually before they enter the departure area and the limitations of the methodology needs to be kept in mind when viewing the statistics. The counting is based on a sampling method.

² Icelandic Tourist Board: Border Survey conducted by the Icelandic Tourist Board and Statistics Iceland at Keflavik Airport, 2025-2026.

³ Statistics Iceland: Accommodation statistics 2021-2026. Guest nights in registered accommodation refer to overnight stays with operators registered in Statistics Iceland's database. Estimated figures for 2025 and 2026.

⁴ Comparison of the period May-April 2024/25 - 2025/26.