

TOURISM IN ICELAND IN FIGURES

- November 2024

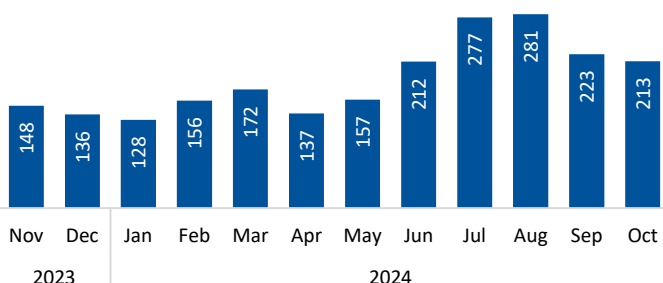
International visitors through Keflavik airport

International departures November 2023 – October 2024¹

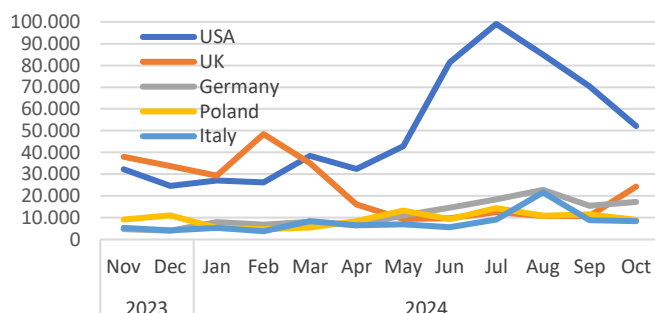
	% of departures	Number	% change for the past 12 months*
Total number		2,240,779	2.6%
<i>Top ten countries (73% of total)</i>			
USA	27.3%	611,752	-5.4%
UK	12.4%	278,205	1.5%
Germany	6.2%	138,046	-2.8%
Poland	5.0%	112,869	-11.6%
Italy	4.2%	94,041	23.1%
France	4.2%	93,407	-8.0%
China	4.1%	92,071	80.1%
Canada	3.4%	76,851	32.3%
Spain	3.2%	71,313	9.0%
Netherlands	3.0%	66,492	26.1%

*Comparison of the periods November-October 2022-23/2023-24.

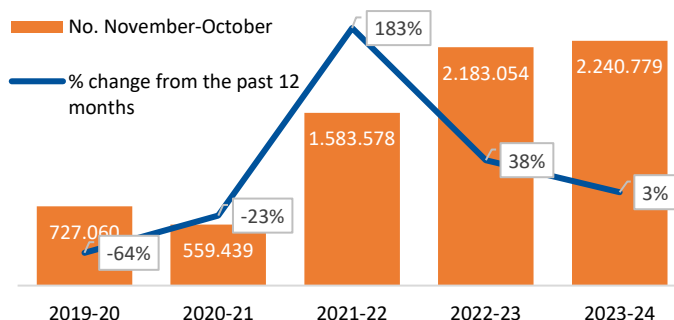
Departures by month ('000)¹



Departures by month – Top five* countries¹

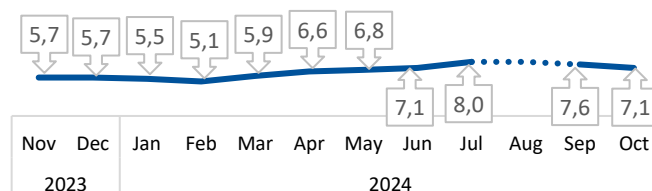


International departures 2019-2024¹



Length of stay

Length of stay November 2023 – October 2024²



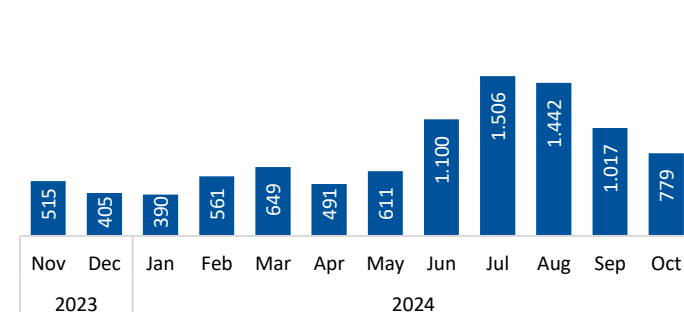
Overnight stays

Overnight stays in registered accommodation (Nov'23-Oct'24)

	% of guest nights	Number	% change from the last 12 months*
Total guest nights		9,465,984	-0.5%
Hotels	54.7%	5,176,887	-1.8%
Guesthouses	12.5%	1,187,695	-8.1%
Other accommodation	32.8%	3,101,402	5.2%

* Comparison of the periods November-October 2022-23/2023-24.

Overnight stays ('000) in registered accommodation by month³



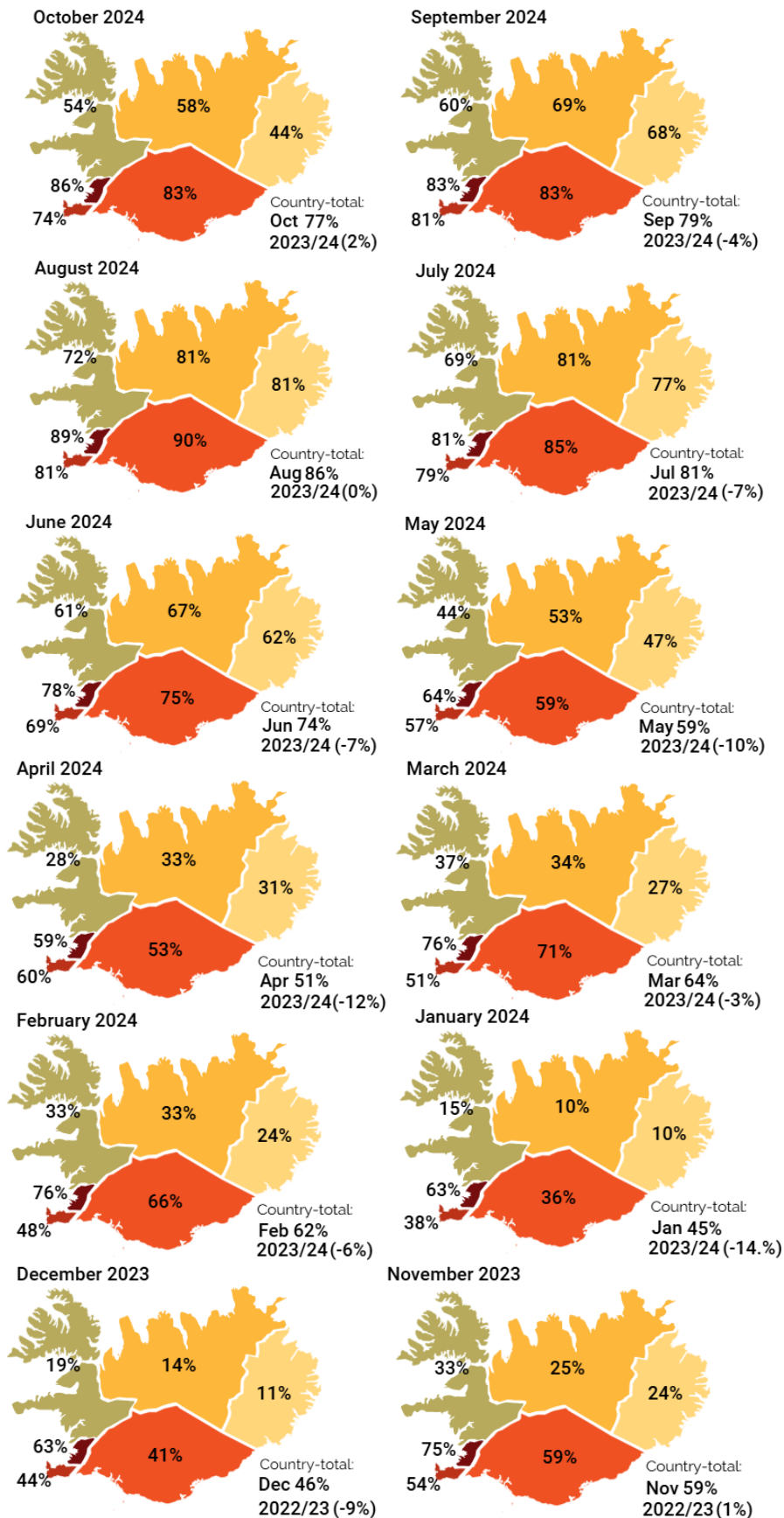
Room occupancy

Room occupancy in hotels November 2023 – October 2024³

	Total		Capital region	
	Room occupancy	12 month % change*	Room occupancy	12 month % change*
Nov'23	59.1%	1.2%	74.5%	-2.4%
Dec'23	46.2%	-9.1%	62.9%	-11.2%
Jan'24	44.8%	-14.2%	63.4%	-10.7%
Feb'24	62.1%	-5.8%	75.7%	-5.3%
Mar'24	63.5%	-3.2%	76.1%	-3.3%
Apr'24	51.2%	-11.9%	58.9%	-10.9%
May'24	58.9%	-10.4%	64.2%	-8.5%
Jun'24	73.6%	-6.7%	78.2%	-2.3%
Jul'24	80.8%	-6.8%	81.2%	-7.2%
Aug'24	86.1%	0.3%	89.2%	5.8%
Sep'24	78.8%	-3.7%	82.7%	-0.4%
Oct'24	77.3%	2.1%	86.4%	2.0%

* Comparison of the periods November-October 2022-23/2023-24.

Room occupancy in hotels by region³



Sources

¹ Icelandic Tourist Board and Isavia: Departure statistics at Keflavik Airport. The counting of passengers is done manually before they enter the departure area and the limitations of the methodology needs to be kept in mind when viewing the statistics. Until September 2019 the counting covered all passengers going through the security check. From October 2019, the counting is based on a sampling method.

² Icelandic Tourist Board: Border Survey conducted by the Icelandic Tourist Board and Statistics Iceland at Keflavik Airport 2022-2024. Data not available for August 2024.

³ Statistics Iceland: Accommodation statistics 2019-2024. Guest nights in registered accommodation refer to overnight stays with operators registered in Statistics Iceland's database. Estimated figures for 2024.