

# TOURISM IN ICELAND IN FIGURES

## - June 2022

### International visitors through Keflavík Airport

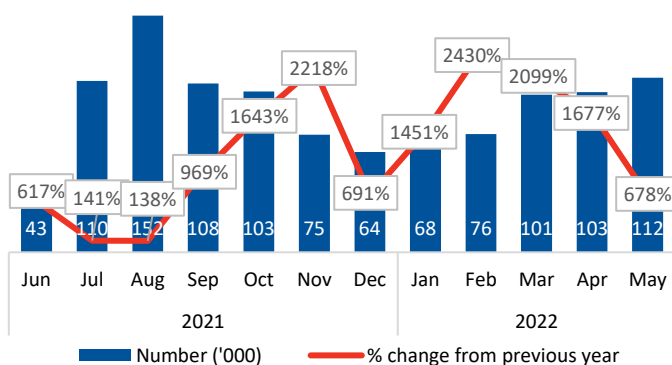
#### International departures in the period June '21-May '22<sup>1</sup>

	% of departures	Number	% change from the past 12 months*
<b>Total number</b>		<b>1,115,142</b>	<b>537.7%</b>
<i>Top ten countries**</i>			
USA	27.2%	302,896	2612.9%
UK	13.6%	152,120	1672.3%
Germany	8.3%	92,962	244.2%
Poland	6.7%	74,587	189.0%
France	5.6%	62,800	547.8%
Italy	3.7%	40,819	314.8%
Denmark	3.6%	39,779	116.3%
Netherlands	3.2%	35,351	392.4%
Spain	2.9%	32,192	493.2%
Baltic states	1.8%	20,258	212.7%

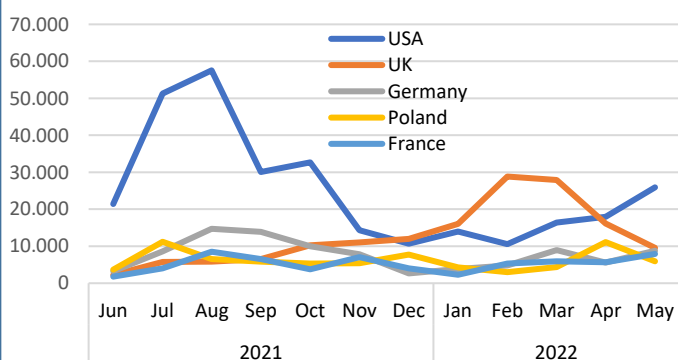
\*Comparison of the periods June-May 2020-21/2021-22.

\*\*Top ten countries were 76.6%.

#### Departures by month<sup>1</sup>



#### Departures by month – Top five\* countries<sup>1</sup>



\*Top five countries (June'21-May'22) in total were 61.5%.

### Main purpose of visit to Iceland and length of stay

#### Purpose of visit June 2021 – May 2022<sup>2</sup>

	Number*	% of visitors
Holiday	987,124	88.5%
Visit friends/relatives	51,074	4.6%
Health-related, education etc.	21,188	1.9%
Business-related	34,346	3.1%
Temporary work	14,162	1.3%
Visit without an overnight stay	7,248	0.6%

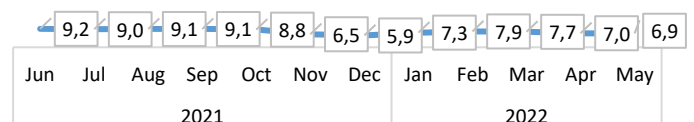
\*Calculation based on visitor statistics at Keflavik Airport.

#### Length of stay in Iceland June 2021 – May 2022<sup>2</sup>

	Number of nights	% change from the past 12 months*
<b>Average length of stay</b>	<b>7,5</b>	<b>-33.6%</b>
USA	7,3	-
UK	5,3	-43.6%
Germany	9,6	-25.0%
Poland	7,3	-26.3%
France	8,3	-33.2%
Italy	8,5	-26.7%
Denmark	7,0	-23.1%
Netherlands	8,2	-32.8%
Spain	8,8	-20.0%
Baltic states	8,4	-4.6%

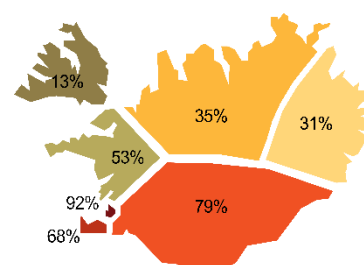
\*Comparison of the periods June-May 2020-21/2021-22.

#### Average length (nights) of stay by month June'21-May'22<sup>2</sup>



### International visitors by region

#### Which regions were visited June 2021 – May 2022<sup>2</sup>



## Overnight stays

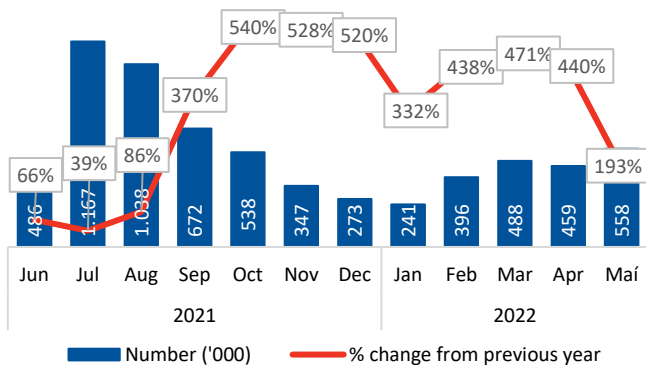
### Overnight stays in registered accommodation (June'21-May'22<sup>3</sup>)

	% of guest nights	Number	% change from the past 12 months*
<b>Total guest nights**</b>		<b>6,664,386</b>	<b>165.9%</b>
Hotels	53.5%	3,563,444	289.4%
Guesthouses	14.5%	963,809	109.6%
Other accommodation	32.1%	2,137,133	88.9%

\*Comparisons of the periods June-May 2020/21 - 2021/22.

\*\*Non-registered stays are not included.

### Overnight stays\* in registered accommodation by month<sup>3</sup>



\*Overnight stays of Icelanders and international visitors in registered accommodation.

### Overnight stays in hotels June 2021 – May 2022<sup>3</sup>

	% of hotel guest nights	Number	% change from the past 12 months*
<b>Total guest nights**</b>		<b>3,563,444</b>	<b>289.4%</b>
Iceland	26.2%	933,054	53.0%
USA	24.8%	882,972	1525.4%
UK	13.2%	470,481	2125.1%
Germany	7.9%	282,429	364.8%
France	4.0%	141,220	673.0%

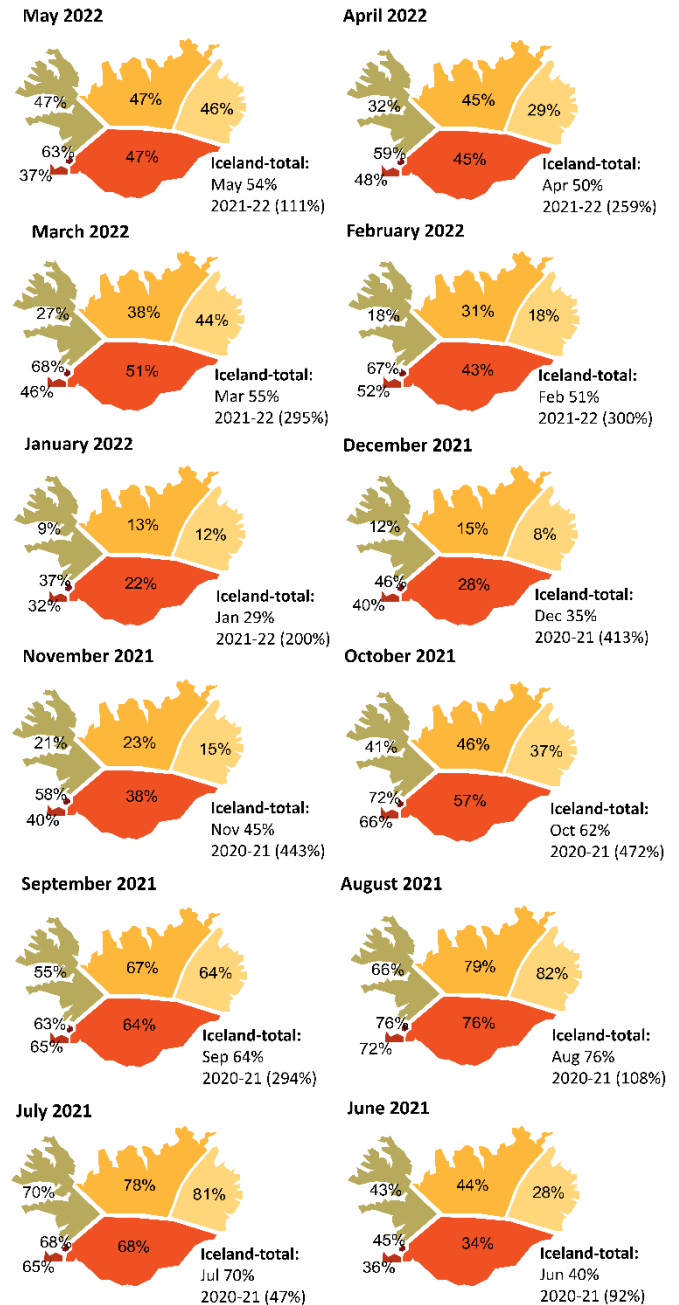
\*Comparison of June-May 2020/21 - 2021/22.

\*\*5 largest nationalities accounted for 76.1% of total guest nights in hotels.

### Room occupancy in hotels (June 2021 – May 2022<sup>3</sup>)

	Total		Capital region	
	Room occupancy	% change from previous year	Room occupancy	% change from previous year
Jun'21	40.0%	92.3%	44.8%	273.3%
Jul'21	69.6%	46.5%	67.8%	96.0%
Aug'21	75.5%	108.0%	76.2%	166.4%
Sep'21	63.5%	294.4%	63.3%	358.7%
Oct'21	61.8%	472.2%	72.1%	606.9%
Nov'21	44.5%	442.7%	58.2%	601.2%
Dec'21	34.9%	413.2%	46.2%	500.0%
Jan'22	28.5%	200.0%	36.5%	288.3%
Feb'22	51.2%	300.0%	67.1%	515.6%
May'22	55.3%	295.0%	68.0%	341.6%
Apr'22	50.3%	259.3%	58.9%	287.5%
May'22	53.7%	110.6%	62.9%	102.9%

## Room occupancy in hotels by region<sup>3</sup>



## Sources

<sup>1</sup>Icelandic Tourist Board and Isavia: Departure statistics at Keflavik Airport. The counting of passengers is done manually before they enter the departure area and the limitations of the methodology needs to be kept in mind when viewing the statistics. The counting covers all passengers going through the security check. From October 2019, the counting is based on a sampling method.

<sup>2</sup>Icelandic Tourist Board: Border Survey conducted by the Icelandic Tourist Board and Statistics Iceland at Keflavik Airport. Due to Covid the survey was not active April-June 2020 and September 2020 - May 2021.

<sup>3</sup>Statistics Iceland: Accommodation statistics 2020-2022. Guest nights in registered accommodation refer to overnight stays with operators registered in Statistics Iceland's database. Estimated figures for 2022.